

香港交易及結算所有限公司及香港聯合交易所有限公司對本公告的內容概不負責，對其準確性或完整性亦不發表任何聲明，並明確表示，概不對因本公告全部或任何部分內容而產生或因依賴該等內容而引致的任何損失承擔任何責任。

■ ■

福萊特玻璃集團股份有限公司
Flat Glass Group Co., Ltd.
(於中華人民共和國註冊成立的股份有限公司)
(股份代號：6865)

海外監管公告

本公告乃由福萊特玻璃集團股份有限公司(「本公司」)根據香港聯合交易所有限公司證券上市規則第13.10B條作出。

以下為本公司於上海證券交易所網站刊登之《福萊特玻璃集團股份有限公司公開發行A股可轉換公司債券募集說明書(摘要)》，僅供參閱。

承董事會命
福萊特玻璃集團股份有限公司
董事長
阮洪良

中國浙江省嘉興市，二零二二年五月十七日

在本公告之日，本公司的執行董事為阮洪良先生、姜瑾華女士、魏葉忠先生、沈其甫先生，而本公司的獨立非執行董事為徐攀女士、華富蘭女士和吳幼娟女士。

股票简称: 福莱特

股票代码: 601865

福莱特玻璃集团股份有限公司

(住所: 浙江省嘉兴市秀洲区运河路1000号)





A

A

2021 3253D

A

AA

AA

[2012]37

3 —

[2013]43

“ 1

2

2122



3

4

5

... A š

“

$\frac{1}{4}$

1

20%

1

80%

2

“ š

–

š

40%

3

20%

/

:



10

”

--	--	--	--	--

oe



21,991.98

43671.08

68,927.0

161,933.87

205,520.57

41,970.30

31.08% 42.17% 35.57% 21.33%

50%

2015 8

“ 70071980 ”

71.40% “

70071980 ”

1280%

67.10% 17.10%

2020 7 23

5

71.40% 1280%

67.10% 17.10%

2017 6

90.5%

42

02

70071900

13621 /

2021 6 7

90.5%

42

1,500

70071900

2125



/

2021 9 8

2019 4







“

” 2021 12 31

11810



.....	2
.....	2
.....	2
.....	4
.....	4
.....	4
.....	12
.....	14
.....	15
.....	16
.....	25
.....	25
.....	25
.....	26
.....	26
.....	28
.....	33
.....	33
.....	44



.....	48
.....	61
.....	78
.....	79
.....	82
.....	83
.....	83
.....	85
.....	85
.....	88
.....	96
.....	102
.....	125
.....	125



Q1







Flat Glass Group Co, Ltd

1998 6 24

53672331350

A

A

A

60865

H

H

H

08865

1999

1999

34001

057382798013

057382798015

<http://www.flatgroup.com.cn>

flat@flatgroup.com.cn



2021 6 16

2021 8 20

2021

2021

A

2021

H



A

Ä1

“ ”

A

2022 58 20 È T

f



2022 11 28 2028 5 19

1

1

A

4394 /

A

A

A

=

A

/

A

A

=

A

/

A

2

A

$$P_1 = P_0 / (1+n)$$

$$P_1 = P_0 \cdot A^k / (1+k)$$

$$P_1 = P_0 \cdot A^k / (1+n \cdot k)$$

$$P_1 = P_0 \cdot D$$

$$P_1 = P_0 \cdot D \cdot A^k / (1+n \cdot k)$$

P1

P0

n

A

k

D

/

A



/

A

(



A

1

A

5

A

112%

A

2

1

A

30

15

130%

130%

2

3000

IA=Bit/35

IA

B

A

i A

t

30

1





A

2

A

2022 5

19 T1

A

2022 5 19 T1

A

A

2022 5 19

T1

2357

1,000 /

1 10

0002357

A

1

1

A

A

A

“ ”

A

A

T

A

40,000

21222



1	75	23931270	1945000
2		6651596	658000
3	1,500	2069775	1970000
4		1200000	1200000

A

A





2

3

10%

4

2022

5 18 2022 5 26

2125



		A
2022 5 23	T+1	
2022 5 24	T+2	T+2
2022 5 25	T+3	
2022 5 26	T+4	



4

5

6

/

/

1

30

2

1

2

3

3





	021-58899400
--	---------------------







i i "

ú

Ê

2019

2020

2021

r

Ê

2022

13

Ê

s

Ý

'

2019

2020

2021

'

Ý

20

FO1988

Ý

21

FO1566

Ö

22

FO1988

Ý

ÝI

	282,67,25748	1,589	67,01369613003618%	D
-	20,000,0000	40,000,0000	-	
-		1,5 100	0	



	18,444,388.43	18,802,231.03	20,233,701.43	21,665,171.83
	68,023,581.31	63,162,951.19	33,368,217.15	30,065,219.42
	3,298,854,555.93	3,067,207,867.50	1,987,151,385.42	968,285,441.14
	167,732,191.99	170,070,822.22	173,805,086.26	188,980,554.53
	4,057,084,866.38	662,708,796.08	529,570,040.37	427,130,471.49



“ _”	2,222,680.55	- 10,202,178.73	- 71,783,489.77	- 14,697,981.51
“ _”	- 6,373,987.67	3,599,005.31	- 18,018,316.26	- 6,541,402.98
	1,052,811.5	2,674,782.95	12,889,216.85	16,897,988.68
	1,005,700.17	4,176,927.50	3,889,465.44	184,158.59
	58,684,086.91	280,295,716.01	245,124,254.06	145,446,535.45
	436,710,292.28	2,119,919,336.43	1,628,783,787.63	717,243,708.67
	-	-	-	-
	- 11,274,088.02	13,594,680.59	- 32,274,518.98	10,680,833.40
	-	- 1,913,160.00	- 3,217,914.81	-
	-	- 1,913,160.00	- 3,217,914.81	-
	- 11,274,088.02	15,507,780.59	- 29,056,604.14	10,680,833.40
	- 12,352,432.99	12,409,520.5	- 23,092,086.70	10,680,833.40
	1,078,399.7	3,086,828.54	- 5,981,567.44	-
	-	-	-	-
	45,436,199.26	2,133,513,917.02	1,596,509,288.65	727,861,512.07
	-	-	-	-
	020	099	083	037
	020	099	081	




	1,439,899,627.73	653,338,276.08	420,896,686.12	451,588,387.61
	31,928,896.6	32,619,250.00	15,547,543.63	13,103,705.74
	82,404,337.2	91,022,605.1	42,603,582.52	89,336,909.61
	615,891,923.73	487,746,791.88	1,667,088,691.33	3,338,644,502.98
	171,980,338.71	47,006,109.60	316,786,736.20	287,842,988.25
	167,346,712.52	55,917,629.96	248,246,780.53	151,658,888.9
	40,892,258.8	48,500,821.78	530,758,281.51	400,089,803.5
	200,000,000.00	2,250,000,000.00	-	-
	49,310.00	26,327,737.81	25,655,588.20	8,272,192.47
	1,888,432.3	8,928,538.57	11,614,496.6	16,599,733.9
	-	79,910,744.58	125,909,890.04	131,261,078.45
	1,109,291,600.20	3,768,701,731.61	1,950,128,106.90	1,301,734,508.16
	-	2,124,350,906.30	48,489,098.1	-
	280,895,608.1	-	-	-
	28,537,485.1	31,674,633.9	118,724,788.5	102,153,789.10



	35,489,587	31,538,490	17,788,910	20,610,163
	9,017,938	20,480,340	17,030,441	9,673,790



" "	229617607	-97393644	-684533801	-1469798151
" "	-28955671	4886024	-1677416809	-701716875
	5542074	51647614	68239247	82850923
	5001259	2925029	25142380	1000000
	18662.11	81328997.76		









1					
2					
3					
4					
5					
6					
7					
8					
9					
10	€	œ	(
11					-
12) PyLtd			-
13					
14					



	020	099		037
	020			







	167522	072%	1700709	085%	1738050	142%	1888806	201%
	4057048	1734%	6627088	330%	5295700	432%	4271305	455%

2' 8



2019

1 2020

6



1	2264122	9917%	11401109	9832%	14315907	9741%	11448271	9890%
12	1,15237	050%	1,18057	102%	300654	205%	35005	030%
23	5931	003%	13701	012%	7951	005%	5430	005%
3	66607	030%	62727	054%	71759	049%	83322	075%



1		437187	1916%
2		402926	1769%
3		20035	878%
4		134025	587%
5		130829	573%
1		208961	1799%
2		1130167	973%
3		111189	991%
4		75	638%
5		73013	633%
1	«	401478	2732%
2		3881095	2641%
3		1325702	902%
4		980131	667%
5		77830	528%
1		188019	1624%
2			

N

z 3 = +f





	NA	NA	346	NA	NA	426
--	----	----	-----	----	----	-----



2021

1 2021

2020

4671977

2

2021

2020

1 2020

2021

6

2

2021

2022 3

2021

91,374.11

1 2022

2

2022

6

36969

49993

1,19097

961.70

	15,461.85	23,222.27	7,338.69	11,305.51
	4,123.87	2,290.44	1,798.28	6,145.53



9928%

9901% 9894% 9894%

	181801.71	182791.90	9157561	8861318
	491967.40	442129.14	23550839	216218.47
	566531	529963	228218	144527
	156954	140728	100861	75961

2019 “ 10 LowE ” “ ” “ 90 ” 2020 “ ” “ ” “ 2021 “ ” “ ” “ ” “ 2022 “ 75 ”

	20	2307429	4591253	-	181801.71	8010%
	410	6026185	1463273	1,98167	491,967.40	76
	45	1095800	524510	2759	566531	51
	35	555569	399786	- 29	1,56954	2 15



--	--	--	--	--



2020 “ ” “ ”
“ ” “ ” 75
” “ ”
2019 100,0329 2021 “ ”
“ ” “ ” 75



2016 2028

”





23,691.01

21,938.07

2020

2019

3020%

2020

--	--	--	--	--	--	--	--	--	--



	1	2	2		2	22	22	2	2	2	2
				522200							





761 695 408 606

2021

	3508008	87,32281	63601.78	48068040
	495548	238171.72	186491.83	8459561
	495944	238021.50	18733080	8626702
	4367103	21,991.93	162,8833	71,72137

48068040

63601.78

87,32281

3508008

71,72137

162,8833

21,991.93

4367103

2018

2022

7061%

4788%

1 2021 1-3

2022 1-3

2 2022

1-3





	32,354	821%	72,166	821%	52,557	898%	34,703	788%
	7,266	208%	39,351	454%	7,553	122%	17,105	360%
	8,541	243%	7,140	820%	5,024	853%	4,115	949%
	14,018	402%	3,040	439%	3,667	525%	3,616	707%
	7,988	226%	6,619	076%	6,383	108%	4,929	104%



--	--	--	--	--	--	--	--	--

23,566 88.3% 5,944 80



	2208%	3570%	4491%	3287%
	989%	3882%	3181%	



24 / 9 37 / 7 43 /

2021 3

2020 2021

23 / 6

2022 25 /



2

1730 / 1596 / 1430 /

1957 / 2020 2019



/

	227924	198246	1,30812	1,58750
	32748	30180	30110	29977
/m ²	307	234	198	254
	388334	367755	2,111.10	261834
/	060	056	059	061

2020

2020

2019

1040%

2020

1,30812 /

2019

1760% 2019

2020

2020

2021 3



2020

198 /m²

2019

2205%

21270



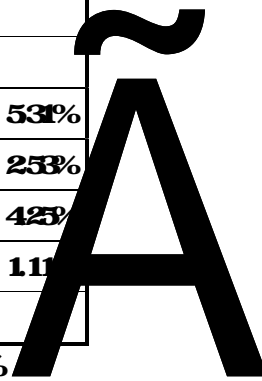


	191019	05%	85246	09%	473321	07%	255129	53%
	622261	17%	2217787	25%	1723190	27%	1214986	25%
	1007316	28%	4081175	46%	2847178	45%	2041516	42%
	498367	14%	525181	06%	1415287	22%	531295	11%

1319% 1032% 882%

659%

2021





2021 11 1 2021



2020

2019

1,20034

2020

1,21876

	248064	810981	589666	546139
	680918	2838850	1915843	1281935
	49918	229825	215745	1,70730
	29416	208016	1,25923	42411

425% 455% 469% 287%%

	512677	90524	802732	653883
	1,18965	373144	1,64123	1,79024
	82088	31517	23173	21166
	17567	-35713	753505	35270

653883

21274



“ ”				
	-	-	-	-
	22927	-1,03022	-31181	-24444
	-	-	-68663	-1,2535
“ ”				
	-320214	235046	-298650	-1,27166

- 500





--	--	--	--	--

“

”



	-	-	-	-
	-2355	-3586	-710	22317
	-	-	-	-
	-30713	-1,18001	-31869	-71616

298167 94451 647136

1,70073

409% 058% 305% 389%

13017345

19501281

3768017

11092917

75

1,500

21278



23931270

2 1,200 /

“

”

20865Mvp

373Mvp

492Mvp 626Mvp 544Mvp

201,40877

265,78886

338,26637

294,25097

1,089,71497

“

”

1,500

“

”

	5611806	579289	17011673	5101967
	-3395173	-3525602	-23741610	-12477720
	25551146	3554021	13691725	6840805
	-28646	-1,58120	-290750	38629
	-6260866	955587	6671038	-498819

21279



2019

2020

A

	14,989,96	65,731,83	46,089,67	41,588,81
	3,42,88	3,261,93	15,054,75	13,310,37
	8,24,04	9,10,27	4,26,036	8,98,269



	1109917	368017	1950281	1301735
	-	224509	48881	-
	28038657	-	-	-
	285375	345746	11,87248	1021538



A

1	2019		
2019 6			
	2019		
2019 6		2019	
2	21 —	2018 35	
2018 12 7		21 —	
2018 35		2019 1 1	



“ ”

À 1/2



“ ” “ ”
” “ ”
“ ”



40,000

40,000

1	75	23,312.70	19,500.00
2		6,515.96	6,800.00
3	1,50	2,067.75	1,970.00
4		120,000.00	120,000.00

“

”

2020 12

2020

2020

2020

2025

65%

25%

21,285









3

“

”

4



75

5

1,500

1

“

”

“

”

21-290



“

”

“

”

“

”





3

SFF

ISO14001

3C

ISO9001

4

“ ”



5

1 “ ”

2030 “ ”

--	--	--	--

2021



			2021
2021 5	2021		2021 2025 11% 20% 20%

2

2014

EPC

13

56

78Kwp

3

114288

2086Mwp

18798

“ ”

21295



2

75
1,200 /

“ ”

21

“ ”

“ ”

810

21-296



500 / 600 X/

~ Ä §Lv5

7Eé ¼ =8ÿ ΔI © À 5H ï Q7# 80{QC"efO UÐ6Û W0Á#O UÐ?ô Qó9w#ç€ ï • 7Eé ¼ =8ÿ p \7- P



1

..

2020

130GW



“ / **K** (~ _ **O** (



2

						2019	7	1
2021	12	31		162				425
6461								
2021	2							
		2021				2786		2022
-2023			46GW					
						315		
117								
						2021	1	1
2023	12	31		338				14196
						2021	1	1
2023	12	31		234				8908
						2021	8	1
2024	7	31	2021		018	2022		2024

3



2006

SF

2008





75 0 0
23931270

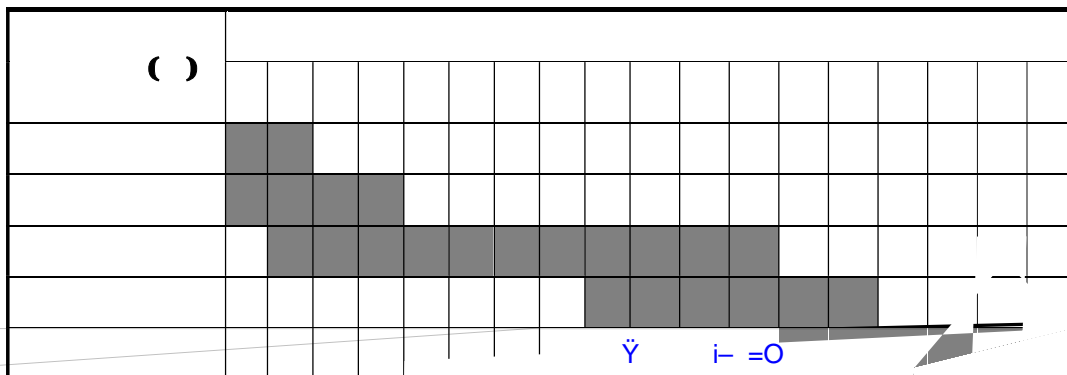
18 6

1

23931270

2

1,200 /





2

6978797

6834457

1,4840

		6978797
		6834457
1	+	627000
2		1,58100
3		408057
1		32760
2		18600
3		28000
4		10800
5	/ / /	318397
		1,4840
1		47170
2		4717
3		28302
4		9434
5		5000
6		4717

3

12879581



5	1* 1200/d			
		217920	2	435840
6	1* 1200/d	DCS	3	
		(4360	3 2	95920
7	1* 1200/d			
		435841	1	435841
8	1* 1200/d			
		34829	2	687658
9	1* 1200/d	X		
		1,7336	1	1,7336
10	1* 1200/d			
		10460	2	20920
11	1* 1200/d			
		87168	2	1,7336
12	1* 1200/d			
		78151	1	78151
13	1* 1200/d	3 3 " "		
		24167	1 10 20	24167

od

M

ff

(9,18



35	1*1200/d	217938	2	435876
36	1*1200/d	1048	2	2096
37	1*1200/d	26165	2	52330
38	1*1200/d MCC	71006	2	1,4012
39	1*1200/d MCC	4.06 261.50	2	52300
40	1*1200/d	3923	2	7846
41	1*1200/d	4438	2	8876
42	1*1200/d	4358	2	8716
43	1*1200/d	4860	2	9720
44	1*1200/d	261.50	2	1,2300
25	1*1200/d (500	2	1000

2 1



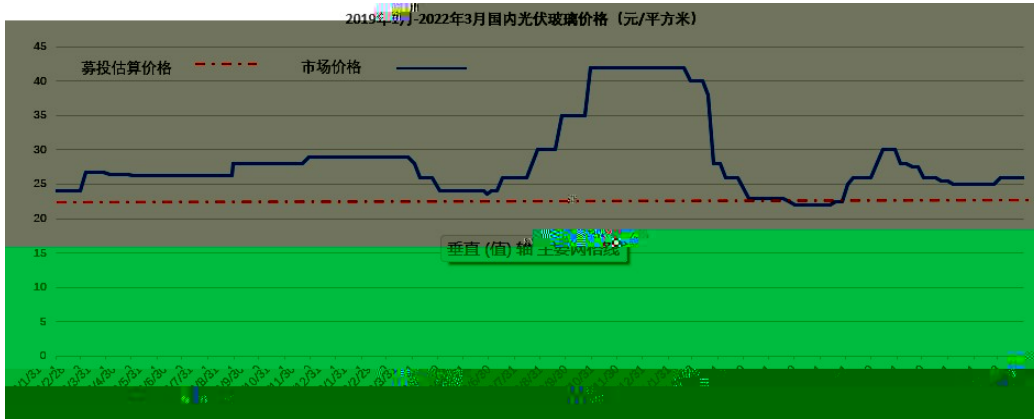
64	6	87168	2	1,78336
65	6	8717	2	17434
66	6	4584	2	87168
67	6	3867	2	69734
68	6	5323	2	1,10646
69	6	1844	2	3688





140961.16

	-	62,487.20	121,980.23	122,081.29	113,227.14
	-	22,980.80	46,131.18	46,282.24	47,382.98
	-	27,442.58	54,855.16	54,855.16	54,855.16
	-	10,307.02	17,403.00	17,403.00	o 12	ó! óP•@



2019



2021

2022

! 111



~ **A3**

•



1



38906

31000

277706

78200

3000	170	5000	6000	31000

8478	11,861	14,388	12,383	0006	277706

12500	16000	20500	27200	78200

2

6200833



1% 65857
 3
 6651596
 65,85739
 65,8000
 66857

18,798

“ ”

 055 / 18,798
 1033890 “ ”

“ ”

20365Mvp 67,361
 156654

3 . c (< ° 3 Ê s

1

Ê (



1

2

36

1		3100	047%	1240	980	980
2		620833	9822%	248033	186025	186025
3		277706	418%	1,11082	8312	8312
4		7820	1.15%	30480	2286	2286
5		6857	099%	6857		
6		6651596	10000%	2700153	1975722	1975722

A

***)**

f ~ ®





10	8"	*		8	800
11				16	5946
12		2	-6	19	819
13				4	1199

6





1,500

1

“ ”

2106330411-0702 101732

2

2021

“

”

2021 7 23

2021 7 29

“ **1500** ”

“ ”

2021

1

2022

1

2

212122





2021 - 2023

=2023 **-2020**

= -

= + +

+ = + +

2

2020 **636041.78**

2791% **2021** **2023**

2020 **2021** **2023**

= ×2020



120,000

2 —

2013

212125





<http://www.criinfo.mc>

